

John Overend Memorial Stages Rally and Melbourne Junior Rally 2021

Competitors' Briefing



Welcome

- Who's who
- Webinar and Q&A

COVID-19 Precautions

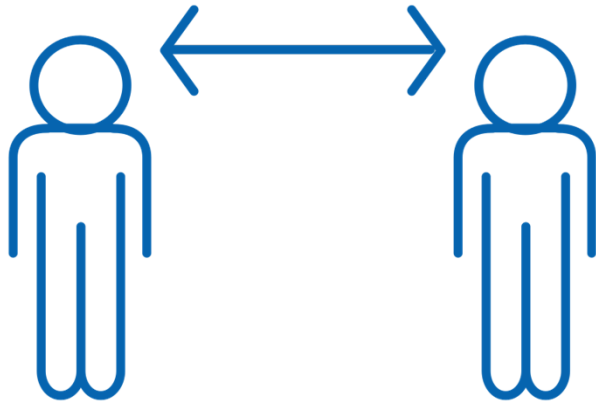
Motorsport UK Guidelines

Let's take this seriously





**MAINTAIN A
SAFE DISTANCE**
*FROM PEOPLE OUTSIDE
YOUR HOUSEHOLD OR
SUPPORT BUBBLE*



PLEASE
**WASH
YOUR HANDS**



COVID-19 Guidelines

- Maintain social distancing
- See Motorsport UK's "Return to Motorsport: Competitor Guidance" web page and watch the video on that page




Return to Motorsport: Competitor Guidance

Thursday 01 April 2021

This weekend sees the long-awaited return of motorsport, with over 25 events covering seven different disciplines being held across the Easter weekend in England and Guernsey. Events in other devolved nations look set to follow in the coming weeks.

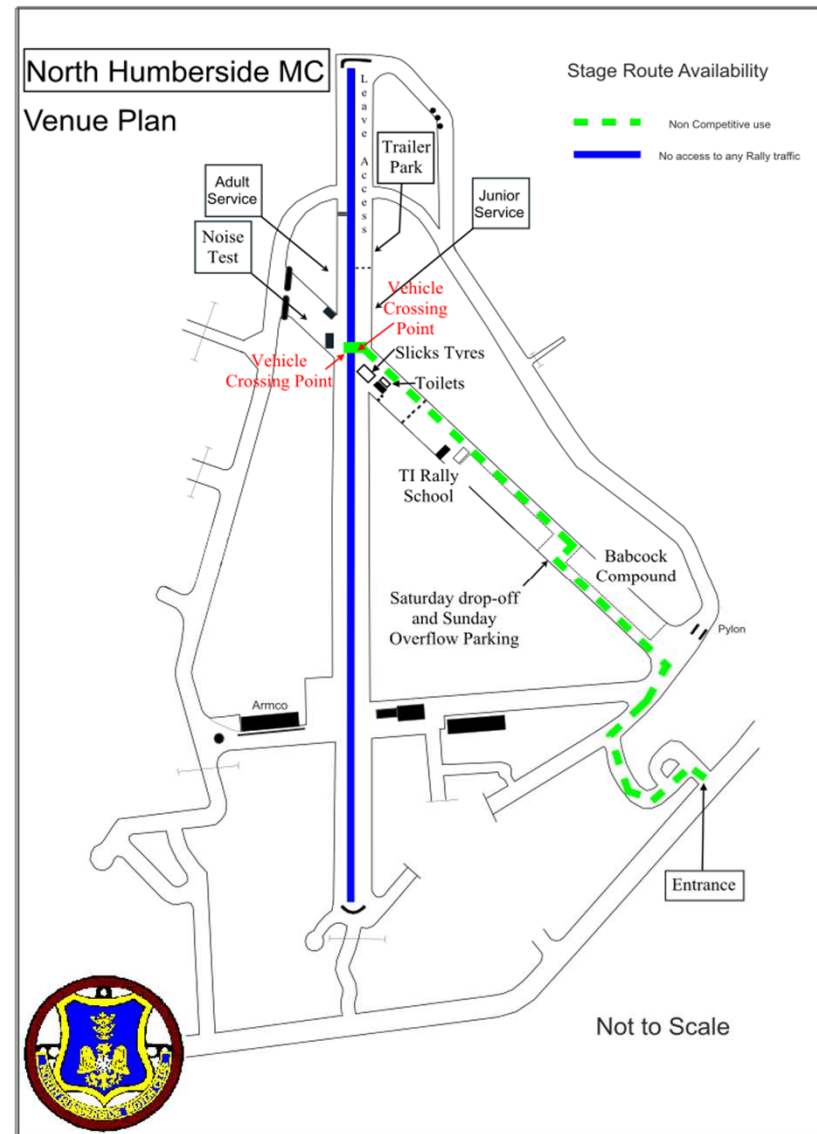
Motorsport UK have produced this short Competitor Guidance video to help you prepare for the start of the season. Please take some time to watch the video and familiarise yourself with the guidance and regulations to ensure we can all enjoy a safe and successful season.



Motorsport UK Competitor Restart Guidance

The Venue

- Melbourne is an 80 year-old airfield
- The 3 clubs, Motorsport UK development fund, sponsors, and crowd-funding have put a lot of money into the venue and continue to put money in, but it is never going to be smooth tarmac everywhere
- NHMC's first rally here since 2019, indeed anywhere since November 2019 – 3 SV rallies in 2020 and Warcop at Easter 2021 all victims of the pandemic
- Changes to the venue – a strip of very expensive Landowners tarmac – KEEP OFF IT
- Babcock compound



John Overend Memorial Stages Rally / Melbourne Junior Rally

Splits and Merges

We have no splits or merges this year

Rallying is a non-contact sport

Motorsport UK is concerned about increasing number of accidents on single venue rallies and even though we have no splits and merges this year – please remember that rallying is a non-contact sport

30-second starts

All stages run separately on 30-second starts

Two cars on each minute at first MTC and each arrival control

Each stage layout runs twice – 5 layouts, 10 stages

There is **no** interposing of competitors on their first and second runs at a stage

Incidents

Please read the first two pages of the Road Book

Motorsport UK Yearbook (Blue Book) requirements

If urgent medical assistance required, display the red SOS board

Any crew that sees SOS board displayed or a major accident where both crew members are inside the car **MUST STOP**

ALL following cars **MUST** also **STOP**

Second car to go to and inform next radio point

If you don't need medical assistance, show the OK board

If stopped on a stage, put out warning triangle at least 50 metres before your position

“Thumbs Up”

- Under the COVID-19 guidelines, if you have an incident and do not require medical attention, give a “thumbs up” to any marshal approaching your car. Marshals are instructed to approach from the front.



First competitor on the scene

If you've not already looked at it, watch Motorsport UK's "competitor first on scene" video – link on event web-site

Motorsport UK's first on scene information is on the inside cover of the Road Book

On the event's web-page:

- [Motorsport UK: Covid-19 information](#)
- [Motorsport UK: Covid-19 Competitor Guidance](#)
- [Motorsport UK: Return to Motorsport Competitor Guidance](#)
- [Motorsport UK: Return to Motorsport: Competitor Guidance video](#)
- [Motorsport UK: Face Mask Requirements](#)
- [Motorsport UK: Rallying first on scene video](#)
- [Special Stage Safety Video](#)
- [FIA spectator safety video](#)
- [FIA media safety video](#)



Quick summary

If the vehicle is on fire, get the crew out immediately, (but without putting yourself at risk)

If the competitor is still in the vehicle, is responsive, has given a thumbs up, and no risk of fire – do not move them until professional help arrives, (do **not** open doors or windows – maintain social distancing)*

If the competitor is in the vehicle, is unresponsive and there is no risk of fire – stop life-threatening bleeding, ensure an open airway, immobilise the head and neck, check if they are breathing. **DO NOT REMOVE HELMETS UNLESS THERE IS NO OTHER WAY TO ENSURE AN OPEN AIRWAY.** Consider COVID-19 precautions, use PPE if at all possible, and maintain social distancing as soon as possible.*

If the competitor is out of the vehicle – do not grab them, guide them to a place of safety, don't let them wander.

* COVID-19 precautions should be maintained as much as possible even in an emergency

Event Safety Provision

2 Rescue Units and 2 Recovery Units

Red Flags

Red flags at each mandatory radio point (shown in the Road Book)

Red flags “neutralise competition” (for example, to allow the movement of safety vehicles if necessary before all cars have cleared the stage)

If you are shown a red flag:

- Significantly reduce speed

- Be prepared to stop

- Must not overtake any safety vehicle

- Follow instructions of marshals and safety personnel

- Maintain reduced speed until you leave the stage

“Paperwork”

- There will be no printed paperwork at the event – you need to print your own
- We have issued:
 - Final Instructions (Bulletin 1)
 - Link to Time Cards
 - Link to Road Book (which contains stage plans, damage declaration, and query form)
- We expect to issue:
 - Bulletin 2 on the web-site

Documents and Signing-on

- All of you need to do the electronic signing-on on the on-line entries system as soon as possible (if you have not already done it) and in any case by 23:59 Friday.

Limited Contact Timekeeping

- Your time card is for you. Do **NOT** hand it to marshals.
- Results will be on the web.

Live Results

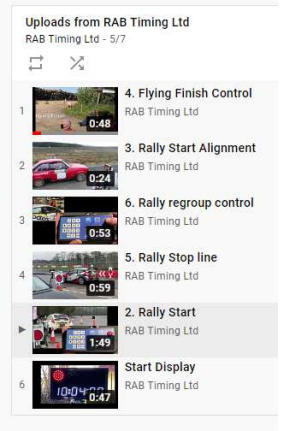
- [John Overend Memorial Stages Rally](#)
- [Melbourne Junior Rally](#)
- [Both rallies](#)

Officials' information

- [Limited Contact Timekeeping – RAB Timing training videos](#)
- [TCS/NERS document upload system guidance \(for officials\)](#)
- [Limited Contact Timekeeping – guidance for timekeepers](#)
- [Officials signing-on sheet](#) (adult)
- [Officials signing-on sheet](#) (under-18)
- [Media signing-on sheet](#)

Information

- [Limited Contact Timekeeping – RAB Timing training videos](#)
- [Limited Contact Timekeeping – guidance for competitors](#)
- [TCS/NERS document upload system guidance \(for competitors\)](#)



Limited Contact Timekeeping

- Official Notice Board is digital – no physical Official Notice Board

Virtual Official Notice Board

- [Competitors' Time Cards \(Melbourne Junior Rally\)](#)
- [Competitors' Time Cards \(John Overend Memorial Stages Rally\)](#)
- [Road Book \(both rallies\)](#)
- [Competitors' Briefing](#)
- [Final Instructions \(Competitors' Bulletin 1\)](#)
- [Stage Rally Safety Requirements – Annex P – Service Area Guidelines](#)
- [Seeded entry list for the John Overend Memorial Stages Rally](#)
- [Seeded entry list for the Melbourne Junior Rally](#)
- [Motorsport UK organising permit \(John Overend Memorial Stages Rally\)](#)
- [Motorsport UK organising permit \(Melbourne Junior Rally\)](#)
- [Entries received \(unseeded\) for the John Overend Memorial Stages Rally](#)
- [Entries received \(unseeded\) for the Melbourne Junior Rally](#)
- [Regulations \(for reading on the web and straight-forward printing\)](#)
- [Regulations \(for printing as a booklet\) \(print double-sided, flip on short edge\)](#)
- [Championship permit \(ANEMMC\)](#)
- [Championship permit \(ANWCC\)](#)
- [Championship permit \(EMAMC\)](#)
- [Championship permit \(Senior F1000\)](#)
- [Championship permit \(Melbourne Rally Challenge\)](#)
- [Championship permit \(F1000 Juniors\)](#)
- [Club Safeguarding Officer](#)

Limited Contact Timekeeping

- Queries and Damage Declarations to be uploaded.
- Do not upload Time Cards unless specifically asked for.

This is a web page that uses the camera in your phone to take a photograph of the document and upload it to the results system.

Please try to take the photos square-on.

23:23 upload.djames.org.uk

Juniors

Competitor upload

Enter your car number, choose the time card or other document, then click the "Take photo" button (scroll down if necessary). This will start the camera. Take a photo of the time card or other document then click the "Upload" button. You can upload the same document more than once - all the uploads will be saved.

Car No.:

Time Card:

[Take photo](#)

[Upload](#)

accesscode 7550

22:41 upload.djames.org.uk

Juniors

Competitor upload

Enter your car number, choose the time card or other document, then click the "Take photo" button (scroll down if necessary). This will start the camera. Take a photo of the time card or other document then click the "Upload" button. You can upload the same document more than once - all the uploads will be saved.

Car No.:

Time Card:

[Take photo](#)

[Upload](#)

Prev. Next Done

- ☐ Card 2
- ☐ Damage Declaration
- ☐ Query Form
- ☐ Other document

Missing stages

You can miss stages or controls (penalty 30 minutes per control or stage)

Need to complete 2/3rds of stages (that is 6 stages) to be classified as a finisher

Must be seen by Scrutineers before re-starting

Driving behaviour ...

- Hitting chicanes, tyre barriers, etc. – 30 seconds per offence
- Speed limit: 15 mph everywhere except when competing on stage
- **No** warming of tyres or brakes anywhere (except on a stage)

Recovery

We aim to recover stranded vehicles between pairs of stages, but this will be tight and may not be possible.

If recovered, you must come back in your own vehicle or on foot.

Do **not** fix ropes, chains, etc. to your car – the recovery team will use their own – sanitising yours is an extra un-needed task.

Competitors must **not** assist in recoveries

Early leaving

- Convoy out after SS 2, 4, 6, 8
- Service area map shows where to queue for convoy

Queries

- Contact Gavin Heseltine (Secretary of the Meeting) – telephone number in Final Instructions
- We may then ask for a written query to be uploaded.

Notifications

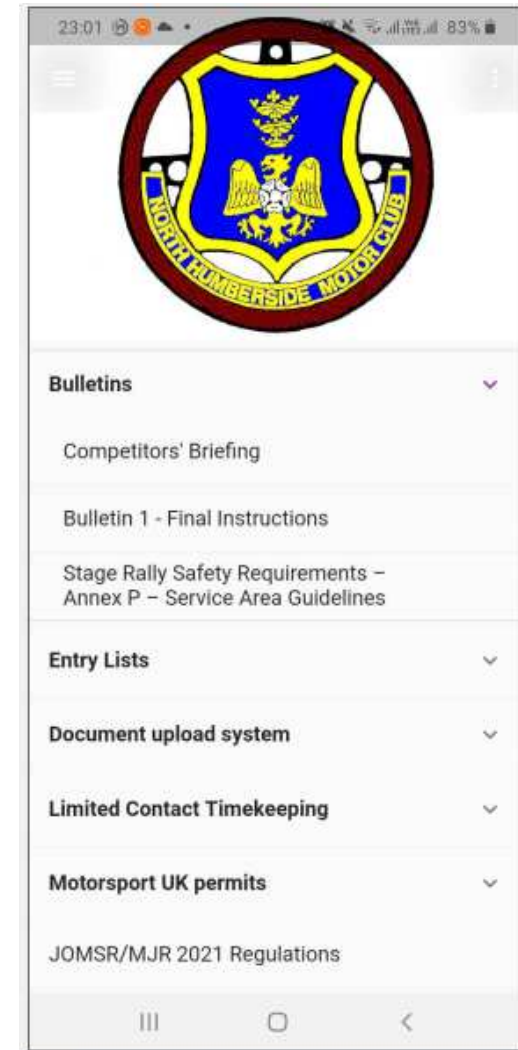
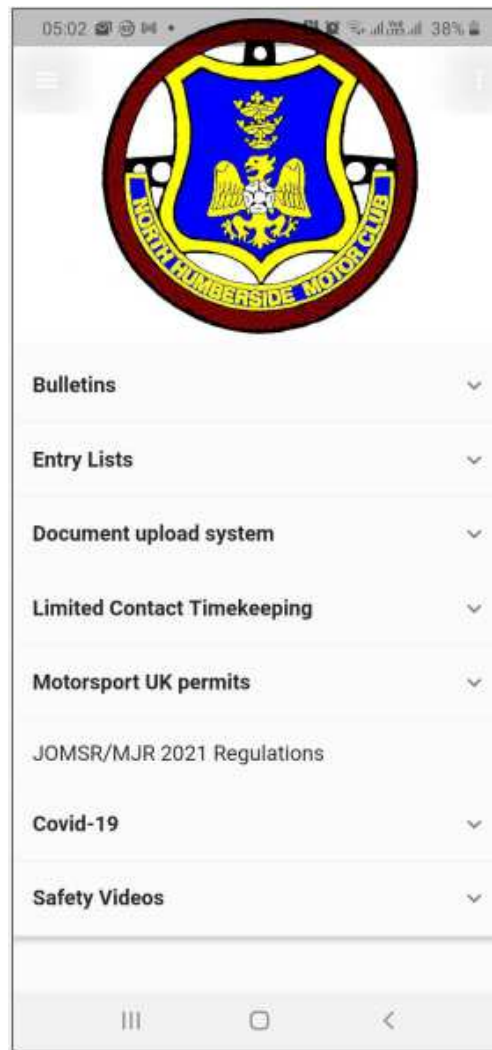
- The things that used to be handled by printed bulletins issued and signed for or by a written bulletin to be read and signed for
- Using old and new technology:
- Old: Chalkboard at ATC
- New: Sportity App

Install the app on your smart phone,

The password is NHMC2122.

You'll get a listing of documents and links that we have uploaded to Sportity.

When new documents are uploaded, the phone gets a "push notification" and will ping at you



Finally ...

Remain safe, maintain social distancing, use PPE where necessary, use frequent hand washing or sanitising.

Have a good day ...

The End !!!