

# John Overend Memorial Stages Rally and Melbourne Junior Rally 2023

Competitors' Briefing



# Welcome

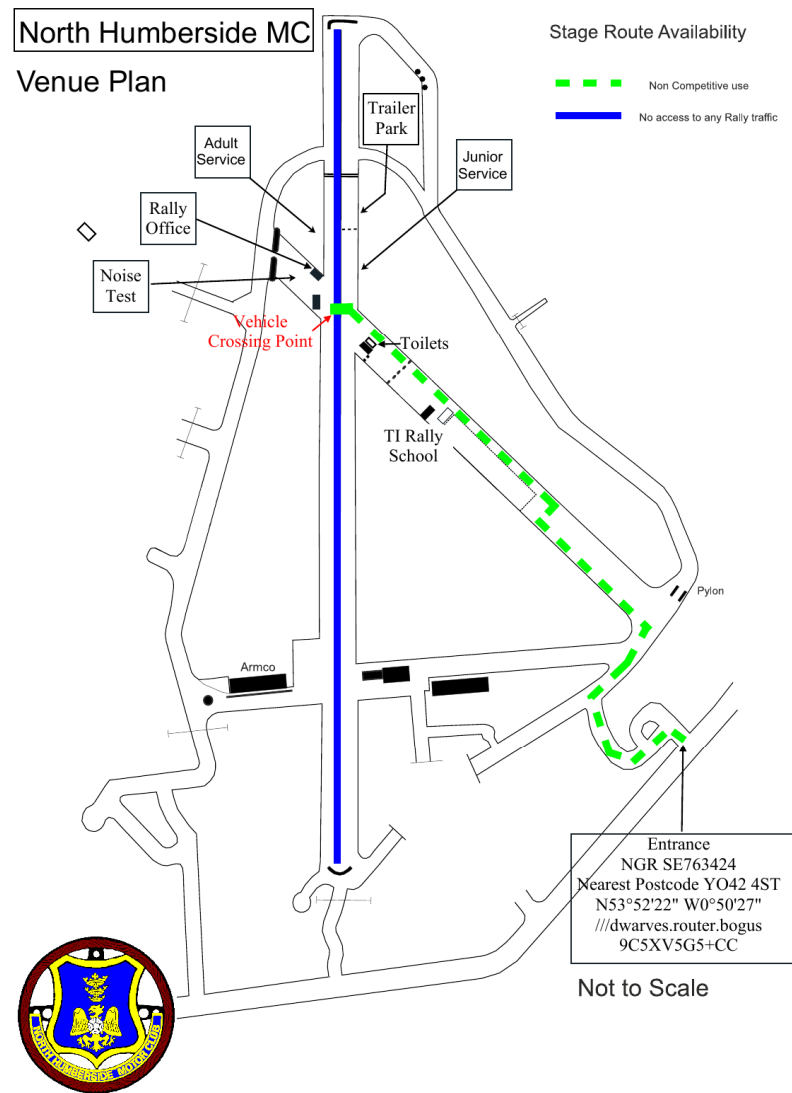
- Who's who
- Webinar and Q&A

# COVID-19 Precautions Motorsport UK Guidelines

“monitor your own health and wellbeing, stay aware of potential COVID-19 symptoms, and do not attend the event if you suspect any illness”

# The Venue

- Melbourne is an 80 year-old airfield
- The 3 clubs, Motorsport UK development fund, sponsors, and crowd-funding have put a lot of money into the venue and continue to put money in, but it is never going to be smooth tarmac everywhere
- For those who have not been to Melbourne since 2018 – there is now a strip of very expensive Landowner's tarmac used for brake testing – KEEP OFF IT



John Overend Memorial Stages Rally / Melbourne Junior Rally

# Rallying is a non-contact sport

Motorsport UK is concerned about increasing number of accidents on single venue rallies and particularly at splits and merges – please remember that rallying is a non-contact sport

# Splits and Merges

There is a split and a merge on each stage

Regulation R 29.4.2 (new for 2023) is:

At the point of merge, Competitors furthest into the stage will have priority and all Competitors must merge in such a way that it does not constitute a danger or hinder other drivers.

# 1 minute starts

All stages run separately on 1 minute starts

Each stage layout runs twice – 3 layouts, 6 stages

There is **no** interposing of competitors on their first and second runs at a stage



# Incidents

Please read the first two pages of the Road Book

# Motorsport UK Yearbook (Blue Book) requirements

If urgent medical assistance required, display the red SOS board

Any crew that sees SOS board displayed or a major accident where both crew members are inside the car **MUST STOP**

ALL following cars **MUST** also **STOP**

Second car to go to and inform next radio point

If you don't need medical assistance, show the OK board

If stopped on a stage, put out warning triangle at least 100 metres before your position

# “Thumbs Up”

- The COVID-19 guidelines said: if you have an incident and do not require medical attention, give a “thumbs up” to any marshal approaching your car. Marshals are instructed to approach from the front.
- It seems sensible to keep this guidance in place



# First competitor on the scene

If you've not already looked at it, watch Motorsport UK's "competitor first on scene" video – link on event web-site

Motorsport UK's first on scene information is on the inside cover of the Road Book

On the event's web-page at  
<https://NorthHumbersideMotorClub.co.uk/rallies/john-overend-memorial-rally/>

## Information

- [Sportity app poster \(giving password\)](#)
- [Motorsport UK: Covid-19 information](#)
- [Motorsport UK: Rallying first on scene video](#)
- [Special Stage Safety Video](#)
- [FIA spectator safety video](#)
- [FIA media safety video](#)



# Quick summary

If the vehicle is on fire, get the crew out immediately, (but without putting yourself at risk)

If the competitor is still in the vehicle, is responsive, has given a thumbs up, and no risk of fire – do not move them until professional help arrives

If the competitor is in the vehicle, is unresponsive and there is no risk of fire – stop life-threatening bleeding, ensure an open airway, immobilise the head and neck, check if they are breathing. **DO NOT REMOVE HELMETS UNLESS THERE IS NO OTHER WAY TO ENSURE AN OPEN AIRWAY.**

If the competitor is out of the vehicle – do not grab them, guide them to a place of safety, don't let them wander.

# Event Safety Provision

1 Rescue Unit, 1 CQC-registered ambulance, and 2 Recovery Units

# Red Flags

Red flags at each mandatory radio point (shown in the Road Book)

Red flags “neutralise competition” (for example, to allow the movement of safety vehicles if necessary before all cars have cleared the stage)

If you are shown a red flag:

- Significantly reduce speed

- Be prepared to stop

- Must not overtake any safety vehicle

- Follow instructions of marshals and safety personnel

- Maintain reduced speed until you leave the stage



## From Annex K of the Stage Rally Safety Requirements

Information given to Marshals or Officials regarding display of an OK/SOS Board, must ALWAYS be FACTUAL and ACCURATE.

NO INFORMATION is better than FALSE OR INACCURATE INFORMATION – only report what you have actually seen, if you did not see anything, say so.

If you misuse the SOS and OK signs you will be reported to Motorsport UK for further action.

The Emergency Red Warning Triangle should be placed at least **100m** down the stage, appropriate to the approaching speed of following competitors to provide a visible advanced warning.

The Clerk of the Course has the option to issue discretionary times so you will not suffer as a result of stopping to assist another competitor.

# Results

- Results will be on the web.
- Links are on the event's web-page and there are QR codes for results in Final Instructions

## Live Results

- [John Overend Memorial Stages Rally](#)
- [Melbourne Junior Rally](#)
- [Both rallies](#)

# “Paperwork”

- The only printed paperwork at the event will be Time Cards – for everything else, you need to print your own
- We have issued:
  - Final Instructions (Bulletin 1)
- We shall issue:
  - Link to Road Book (which contains stage plans, damage declaration, and query form) by email
  - Bulletin 2 on the web-site

# Documents and Signing-on

- Documentation/signing-on will be remote (online) before the event – this complies with the current Motorsport UK guidance “we strongly encourage the use of online signing-on systems”
- All of you (drivers, co-drivers, and parents/guardians of under-18s) need to do the electronic signing-on on the on-line entries system as soon as possible (if you have not already done it) and in any case by 23:59 on Friday.

# Official Notice Board

- The Official Notice Board is digital – there is no physical Official Notice Board

## Virtual Official Notice Board

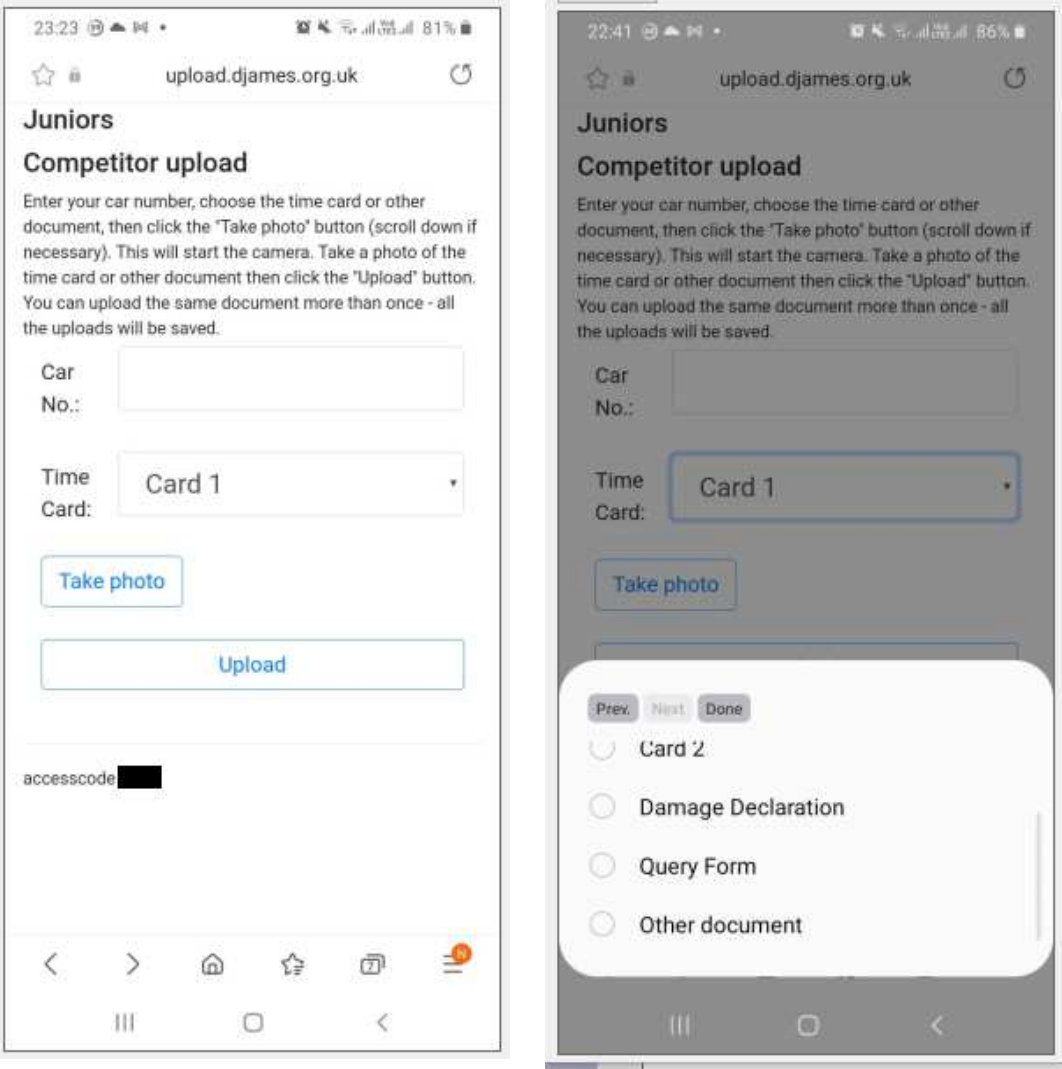
- Road Book (both rallies)
- Competitors' Briefing
- Final Instructions (Competitors' Bulletin 1)
- Seeded entry list for the John Overend Memorial Stages Rally
- Seeded entry list for the Melbourne Junior Rally
- Motorsport UK Organising Permit (John Overend Memorial Stages Rally)
- Motorsport UK Organising Permit (Melbourne Junior Rally)
- Regulations
- Stage Rally Safety Requirements – Annex P – Service Area Guidelines
- Championship Permit (ANEMMC)
- Championship Permit (EMAMC)
- Championship Permit (ANWCC)
- Championship Permit (Melbourne Challenge)
- Championship Permit (F1000 Juniors)

# Time Cards, Queries, Damage Declarations

- Time Cards and Damage Declarations (for finishers) will be collected
- Queries and Damage Declarations (for non-finishers) should be handed in to the Rally Office or uploaded using the QR code on the query or damage declaration.

This is a web page that uses the camera in your phone to take a photograph of the document and upload it to the results system.

Please try to take the photos square-on.





# Missing stages

You can miss stages or controls (penalty 30 minutes per control or stage)

Need to complete 2/3rds of stages (that is 4 stages) to be classified as a finisher

**Must be seen by Scrutineers before re-starting**

# Driving behaviour ...

- Hitting chicanes, tyre barriers, etc. – 30 seconds per offence
- Speed limit: 10 mph in the service area\*, 15 mph everywhere else except when competing on stage
- **No** warming of tyres or brakes anywhere (except on a stage)

\* 10 mph in Service Areas is in SRSRs Annex P

# Recovery

We aim to recover stranded vehicles between pairs of stages, but this will be tight and may not be possible.

# Early leaving

- Convoy out after Stages 2 and 4
- Service area map shows where to queue for convoy

# Notifications

- If it is necessary to issue any official instructions during the event, this may be done by a printed bulletin, or by a written bulletin to be read, or by a note written on a chalk board at the ATC
- We are also using the Sportity App

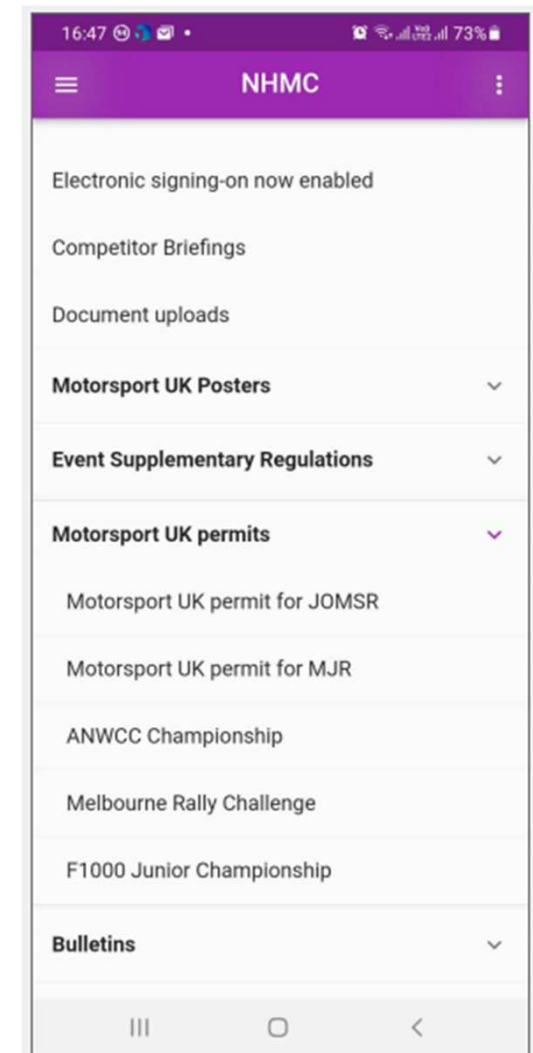
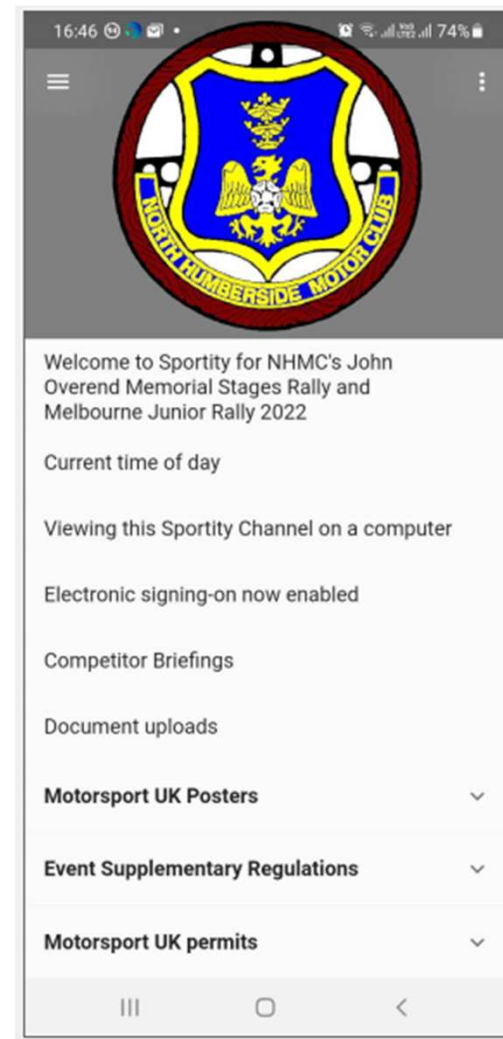
Install the app on your smart phone,

The password is NHMC2122.

You'll get a listing of documents and links that we have uploaded to Sportity.

When new documents are uploaded, the phone gets a "push notification" and will ping at you.

If you want to view this on a computer, go to <https://webapp.sportity.com/channel/NHMC2122>



# Q&A from 2022 (1)

- Can we cycle the stages?
  - Yes, walking, jogging, running, or cycling is fine; anything motorised is not. – but once the rally has started, not bicycles, etc. to be ridden in the Service Area
  - Be aware that the stage building team will have cars, trailers, tractors, and who knows what else on the tracks and will be travelling in both directions.
  - Take care!
  - On Sunday morning be off the stage before the zero car starts (due to start at 08:49).
  - Before that be aware that stage builders, CofC, and Stewards will be on the stage.
- The maps suggest the stages are not reversed
  - Correct – all stages start and finish at the same places and run in the same direction. We have permission to run more than 2 laps and to run a small piece of track more than 12 times in the same direction. We also have 30-second start permission, even though we didn't ask for it.

## Q&A from 2022 (2)

- If there is a queue at ATC do we get out or wait in the car?
  - Wait in the car.
- When will Time Card 1 be issued
  - After passing scrutineering.



# Finally ...

Remain safe.

Have a good day ...

The End !!!