


John Overend Memorial Stages Rally and Melbourne Junior Rally 2024

Competitors' Briefing



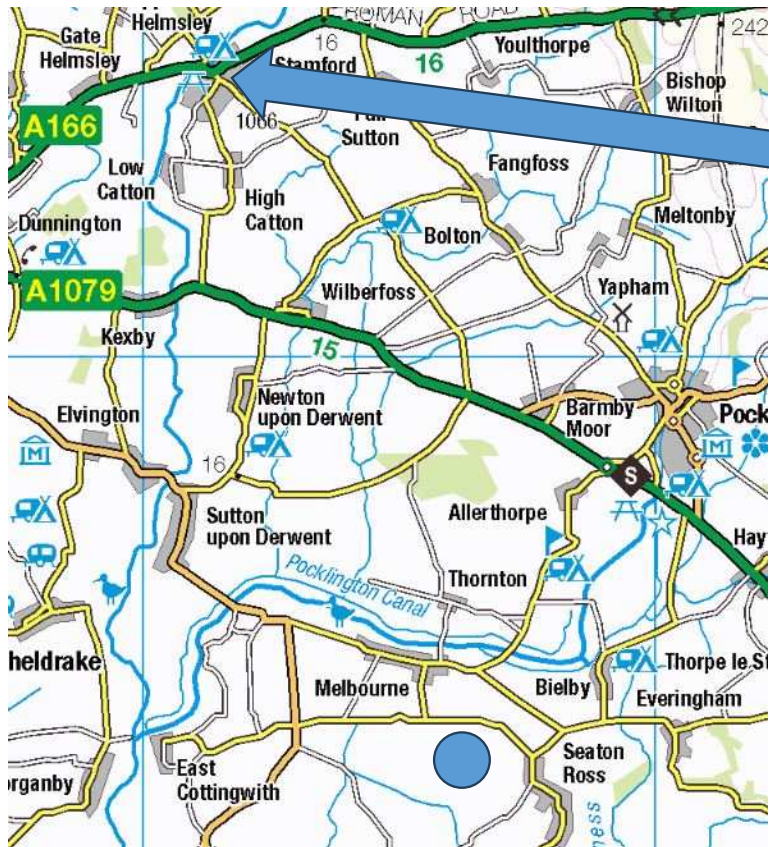
Welcome

- Who's who
- Webinar and Q&A
 - Please use "Q&A" for questions
 - If there are two people looking at one Zoom session please tell us that (and who they are!) in "Chat"

COVID-19 Precautions Motorsport UK Guidelines

“monitor your own health and wellbeing, stay aware of potential COVID-19 symptoms, and do not attend the event if you suspect any illness”

Road closure



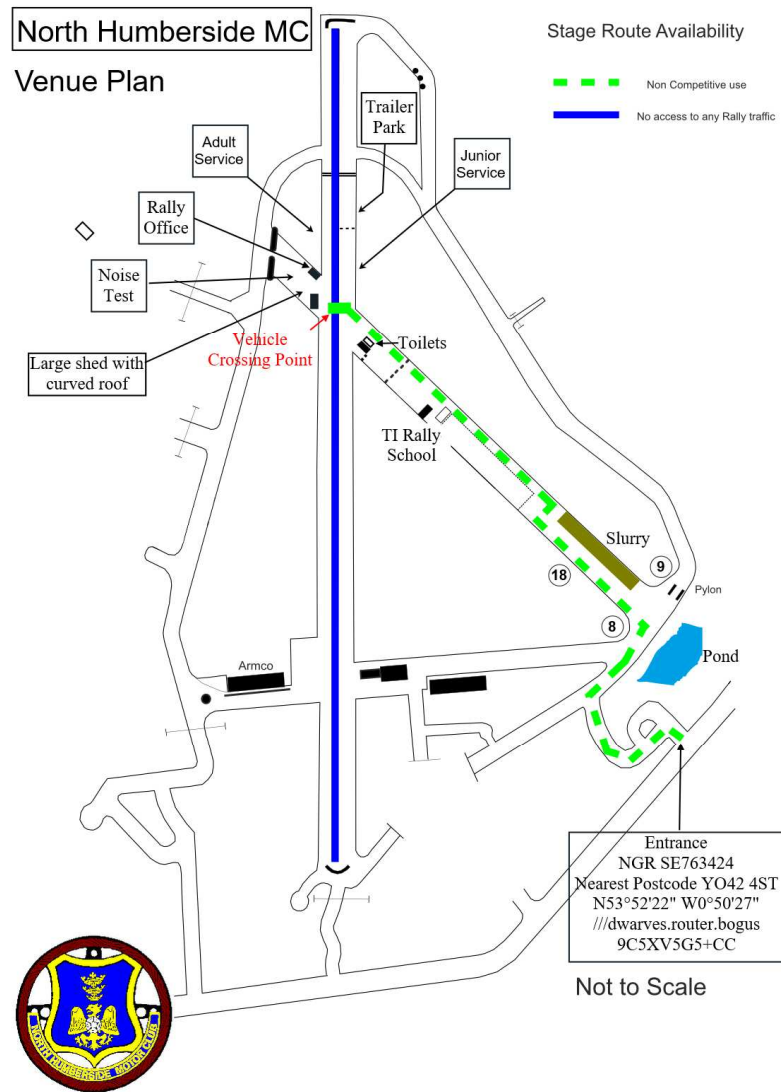
- The A166 at Stamford Bridge is closed to all vehicles. There are temporary traffic lights on the A1079 near Kexby Bridge and there are sometimes long delays.

This is not on our preferred route to the venue (the blue circle on the map).

Mill Lane in Seaton Ross (reported as closed in the draft Competitors' Briefing) has now re-opened.

The Venue

- Melbourne is an 80 year-old airfield
- The 3 clubs, Motorsport UK development fund, sponsors, and crowd-funding have put a lot of money into the venue and continue to put money in, but it is never going to be smooth tarmac everywhere
- For those who have not been to Melbourne since 2018 – there is now a strip of very expensive Landowner's tarmac used for brake testing – KEEP OFF IT



There is a pond that the landowner has dredged and the mound of slurry is piled on the runway. Some of the stage routes would usually have run up the runway from posts 8/9 to post 18 and back – not this year.

Scrutineering procedure: Collect process sheet, hi-vis numbers for rear side windows, and front & rear rally plates from Kirsty in the “large shed with curved roof”. You may purchase 11 inch numbers from us here if you don’t already have them.

Then report to the noise test, then to scrutineering.

When scrutineering is passed, return to Kirsty and exchange the completed process sheet for Time Card 1.

Rallying is a non-contact sport

Motorsport UK is concerned about increasing number of accidents on single venue rallies and particularly at splits and merges – please remember that rallying is a non-contact sport

Splits and Merges

There is a split and a merge on each stage

Regulation R 29.4.2 (which was new for 2023) is:

At the point of merge, Competitors furthest into the stage will have priority and all Competitors must merge in such a way that it does not constitute a danger or hinder other drivers.

1 minute starts

All stages run separately on 1 minute starts (but we do have permission for 30-second starts, even though we didn't specifically ask for it).

Each stage layout runs twice – 3 layouts, 6 stages

There is **no** interposing of competitors on their first and second runs at a stage

We are running more than 2 laps on each stage (R26.4) and a small piece of stage is used more than 12 times in the same direction (R41.1.3) – we have waivers from Motorsport UK for both of these Regulations.

Running order

- Juniors do stage 1, then stage 2 (with a target time from finish of stage 1 to ATC2 and no service between the two stages, after stage 2 a due time will be issued for ATC3)
- Once the Juniors are clear of stage 2 (and after any necessary stage re-building!), the Adults do stage 1, are issued a due time for ATC2 (at the PC after stage 1), then service, then do stage 2. A due time for ATC3 will be issued after stage 2.
- Repeat for stages 3 and 4
- Repeat again for stages 5 and 6

Incidents

Please read the first two pages of the Road Book

Motorsport UK Yearbook (Blue Book) requirements

If urgent medical assistance required, display the red SOS board

Any crew that sees SOS board displayed or a major accident where both crew members are inside the car **MUST STOP**

ALL following cars **MUST** also **STOP**

Second car to go to and inform next radio point

If you don't need medical assistance, show the OK board

If stopped on a stage, put out warning triangle at least 100 metres before your position

“Thumbs Up”

- The COVID-19 guidelines said: if you have an incident and do not require medical attention, give a “thumbs up” to any marshal approaching your car. Marshals are instructed to approach from the front.
- It seems sensible to keep this guidance in place



First competitor on the scene

If you've not already looked at it, watch Motorsport UK's "competitor first on scene" video – link on event web-site

Motorsport UK's first on scene information is on the inside cover of the Road Book

On the event's web-page at
<https://NorthHumbersideMotorClub.co.uk/rallies/john-overend-memorial-rally/>

Information

- [Sportity app poster \(giving password\)](#)
- [Motorsport UK: Covid-19 information](#)
- [Motorsport UK: Rallying first on scene video](#)
- [Special Stage Safety Video](#)
- [FIA spectator safety video](#)
- [FIA media safety video](#)
- Race with respect
 - [Motorsport UK Race with Respect web page](#)
 - [Motorsport UK Race with Respect leaflet](#)
 - [Motorsport UK Race with Respect video](#)
- Any cars or anything else left on the venue on Saturday night will be **at the owner's risk**.



Quick summary

If the vehicle is on fire, get the crew out immediately, (but without putting yourself at risk)

If the competitor is still in the vehicle, is responsive, has given a thumbs up, and no risk of fire – do not move them until professional help arrives

If the competitor is in the vehicle, is unresponsive and there is no risk of fire – stop life-threatening bleeding, ensure an open airway, immobilise the head and neck, check if they are breathing. **DO NOT REMOVE HELMETS UNLESS THERE IS NO OTHER WAY TO ENSURE AN OPEN AIRWAY.**

If the competitor is out of the vehicle – do not grab them, guide them to a place of safety, don't let them wander.

Event Safety Provision

1 Rescue Unit, 1 CQC-registered ambulance, and 3 Recovery Units

Red Flags

Red flags at each mandatory radio point (shown in the Road Book)

Red flags “neutralise competition” (for example, to allow the movement of safety vehicles if necessary before all cars have cleared the stage)

If you are shown a red flag:

- Significantly reduce speed

- Be prepared to stop

- Must not overtake any safety vehicle

- Follow instructions of marshals and safety personnel

- Maintain reduced speed until you leave the stage

From Annex K of the Stage Rally Safety Requirements

Information given to Marshals or Officials regarding display of an OK/SOS Board, must ALWAYS be FACTUAL and ACCURATE.

NO INFORMATION is better than FALSE OR INACCURATE INFORMATION – only report what you have actually seen, if you did not see anything, say so.

If you misuse the SOS and OK signs you will be reported to Motorsport UK for further action.

The Emergency Red Warning Triangle should be placed at least **100m** down the stage, appropriate to the approaching speed of following competitors to provide a visible advanced warning.

The Clerk of the Course has the option to issue discretionary times so you will not suffer as a result of stopping to assist another competitor.

Chicanes

29.6. Applicable to Multi Venue Stage Rally events only;
Chicanes

29.6.1. Chicanes must be constructed with a minimum of 4

- There are no specifications or requirements in the **2024** Motorsport UK Year Book for chicanes on **single-venue** rallies.
- We will build and sign the chicanes to comply with the **2023** Motorsport UK Year Book so far as possible – there are some chicanes where the advance board cannot be 100m before the chicane as that puts it the other side of the previous junction. The advance board will be between 75 and 100m before the chicane depending on the location of the chicane.

The “deliberate” mistake (that we’ve noticed so far) ...

- The stage plans in the first version of the Road Book showed too many radios (supplementary as well as mandatory)
- This was updated on the web-site at 01:35 on Thursday and emails sent to all competitors.
- The list of mandatory radio locations will also be in Competitors’ Bulletin 2.

Results

- Results will be on the web.
- Links will be on the event's web-page and there are QR codes for results in Final Instructions

Live Results

- [John Overend Memorial Stages Rally](#)
- [Melbourne Junior Rally](#)
- [Both rallies](#)

“Paperwork”

- The only printed paperwork at the event will be Process Sheets and Time Cards – for everything else, you need to print your own
- We have issued:
 - Final Instructions (Bulletin 1)
 - Link to Road Book (which contains stage plans, damage declaration, and query form) by email
- We shall issue:
 - Bulletin 2 on the web-site on Friday evening

Documents and Signing-on

- Documentation/signing-on will be remote (online) before the event – this complies with the current Motorsport UK guidance “we strongly encourage the use of online signing-on systems”
- All of you (drivers, co-drivers, and parents/guardians of under-18s) need to do the electronic signing-on on the on-line entries system as soon as possible (if you have not already done it) and in any case by 23:59 on Friday. Please ensure your entry details are all correct before signing-on – if you change *anything* after signing-on, then you’ll need to sign on again.

Official Notice Board

- The Official Notice Board is digital (on the event's web-page) – there is no physical Official Notice Board

Virtual Official Notice Board

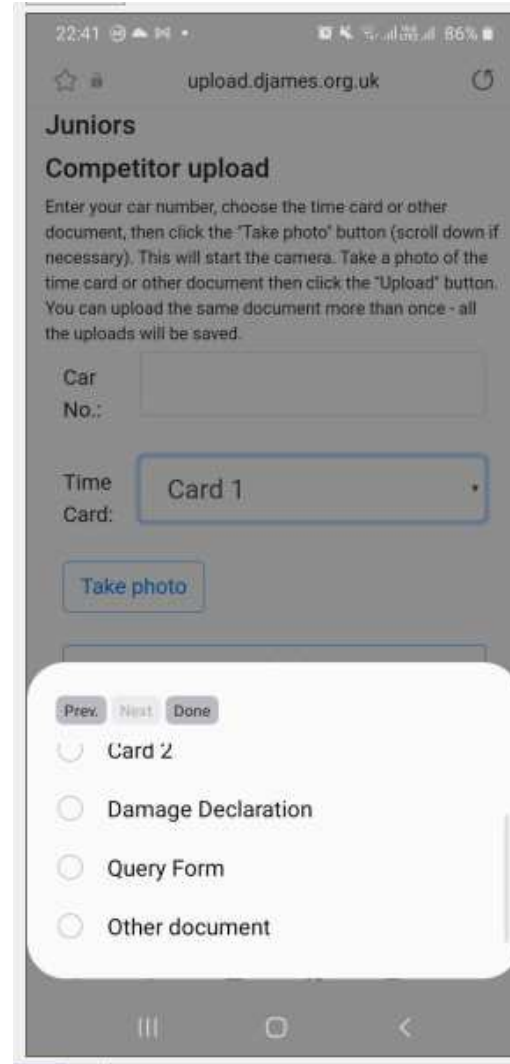
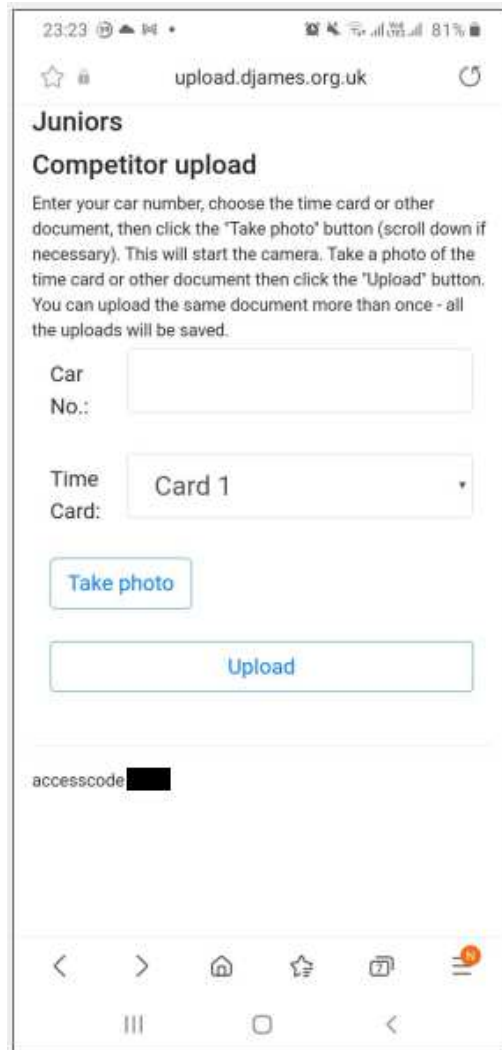
- [Entries received \(unseeded\) for John Overend Memorial Stages Rally](#)
- [Entries received \(unseeded\) for Melbourne Junior Rally](#)
- [Regulations](#)
- [Stage Rally Safety Requirements – Annex P – Service Area Guidelines](#)
- Permits
 - [Organising Permit \(John Overend Memorial Stages Rally\)](#)
 - [Organising Permit \(Melbourne Junior Rally\)](#)
 - [Championship Permit \(ANEMMC\)](#)
 - [Championship Permit \(ANWCC\)](#)
 - [Championship Permit \(Melbourne Challenge\)](#)
 - [Championship Permit \(F1000 Juniors\)](#)
- Safeguarding
 - [Motorsport UK Safeguarding Information](#)
 - [North Humberside Motor Club Ltd Club Safeguarding Officer](#)

Time Cards, Queries, Damage Declarations

- Time Cards and Damage Declarations (for finishers) will be collected.
- Queries and Damage Declarations (for non-finishers) should be handed in to the Rally Office or uploaded using the QR code on the query or damage declaration.

This is a web page that uses the camera in your phone to take a photograph of the document and upload it to the results system.

Please try to take the photos square-on.



Missing stages

You can miss stages or controls (penalty 30 minutes per control or stage)

Need to complete 2/3rds of stages (that is 4 stages) to be classified as a finisher

Must be seen by Scrutineers before re-starting

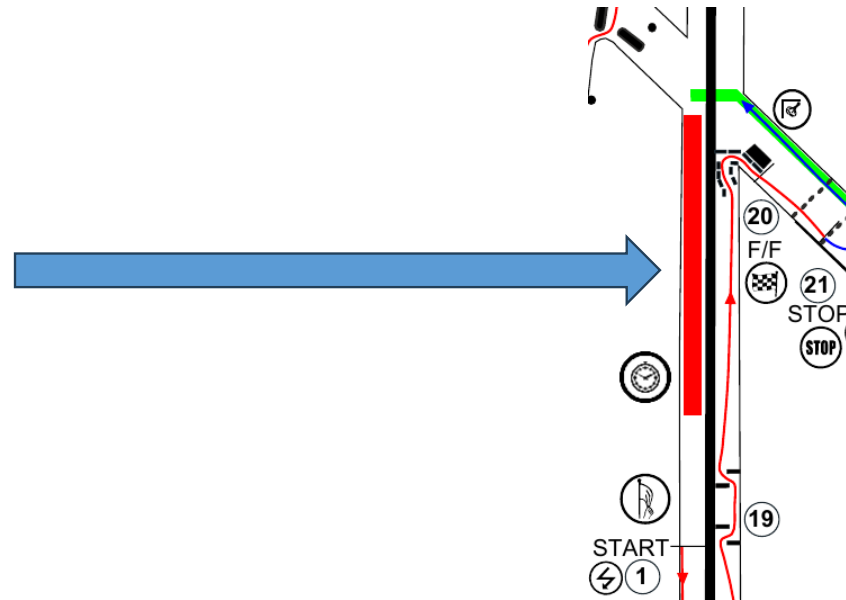
Driving behaviour ...

- Hitting chicanes, tyre barriers, etc. – 30 seconds per offence
- Speed limit: 10 mph in the service area*, 15 mph everywhere else except when competing on stage
- **No** warming of tyres or brakes anywhere (except on a stage)
- If you finish a stage with a puncture, you **MUST** change it before crossing the brake-testing tarmac. You may stop to do this after the PC. If you are not carrying a spare, your service crew may bring a spare from the service area and change the wheel. No other servicing is to be done outside the service area.

* 10 mph in Service Areas is in SRSRs Annex P

Road conditions

- There are some deep drainage channels crossing the non-competitive route between the service area and the stage arrival control – please take care in this area.



Recovery

We aim to recover stranded vehicles between pairs of stages, but this will be tight and may not be possible.

Early leaving

- Convoy out after Stages 2 and 4
- Service area map shows where to queue for convoy

Notifications

- If it is necessary to issue any official instructions during the event, this may be done by a printed bulletin, or by a written bulletin to be read, or by a note written on a chalk board at the ATC
- We are also using the Sportity App

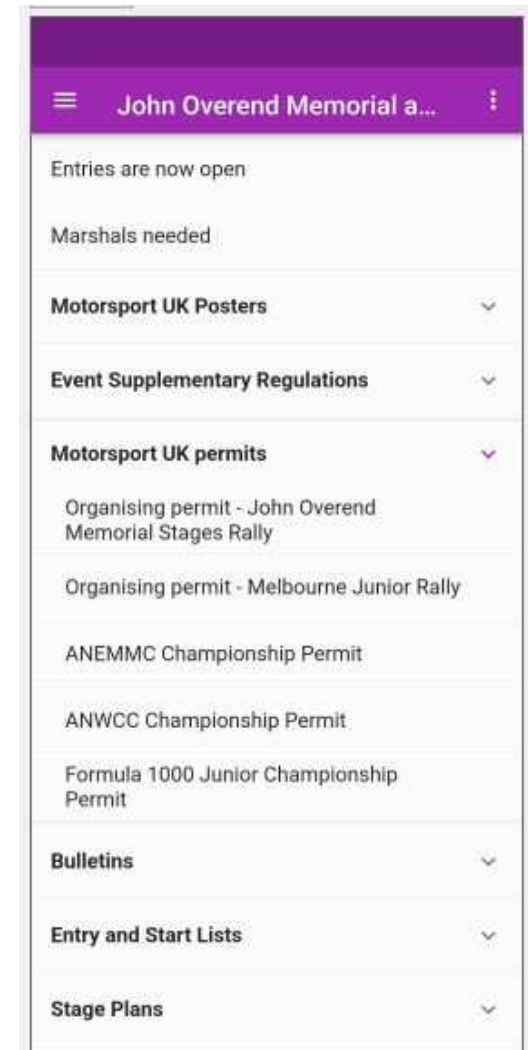
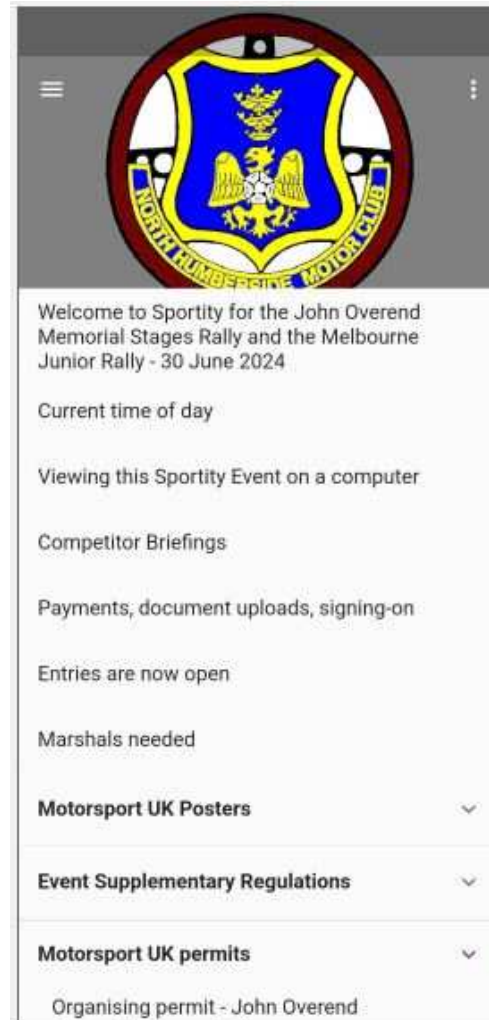
Install the app on your smart phone,

The password is NHMC2122.

You'll get a listing of documents and links that we have uploaded to Sportity.

When new documents are uploaded, the phone gets a "push notification" and will ping at you.

If you want to view this on a computer, go to <https://webapp.sportity.com/channel/NHMC2122>



Q&A from previous years (1)

- Can we cycle the stages?
 - Yes, walking, jogging, running, or cycling (including legal e-bikes) is fine; anything else motorised (including e-scooters) is not – but once the rally has started, no bicycles, etc. to be ridden in the Service Area. We have had issues in a previous year with competitors' children cycling around the Service Area.
 - Be aware that the stage building team will have cars, trailers, tractors, (and who knows what else) on the tracks and will be travelling in both directions.
 - Take care!
 - On Sunday morning be off the stage before the zero car starts (due to start at 08:49).
 - Before that be aware that stage builders, CofC, and Stewards will be on the stage.
- The maps suggest the stages are not reversed
 - Correct – all stages start and finish at the same places and run in the same direction.

Q&A from previous years (2)

- If there is a queue at ATC do we get out or wait in the car?
 - Wait in the car.
- Is it still non-contact timekeeping?
 - No, we are issuing time cards to be filled in by marshals and collected at the Passage Control

Q&A from Thursday (1)

- Are e-bikes allowed?
 - Yes if they are legal: pedal-assisted, maximum motor rating 250 W, assistance limited to 15.5 mph
- What time is the venue open till on Saturday night?
 - The gates are not locked. There is **no** security on site, anything left is at your risk.
- Can you camp or stay in a motorhome overnight?
 - Yes. Note that any water supply on the site is **not** safe for drinking.
- How strict will penalties be for hitting chicanes?
 - It will depend on the Judge of Fact's report

Q&A from Thursday (2)

- Are juniors allowed to drive in the service area on Saturday to/from scrutineering?
 - Yes, but they must be accompanied by an adult
- If there are associated adult and junior entries, can the adult entry service in the juniors' part of the service area?
 - Yes

Finally ...

Remain safe.

Have a good day ...

The End !!!